

## ICT performance tasks for Primary stage, grade 4

### المهام الأدائية لمادة تكنولوجيا المعلومات والاتصالات للصف الرابع الابتدائي

#### تعليمات عامة:

- يستغرق العمل علي المهمة حصتين دراسيتين متتاليتين.
- يوزع المعلم أوراق المهمة علي الطلاب ويوضح لهم المقصود منها.
- يشرف المعلم على مراحل تنفيذ المهام خلال الحصص المخصصة لذلك.
- يجيب الطلاب عن المطلوب من المهمة في نفس الورقة.
- لا مانع من استخدام الطالب للكتاب المدرسي إذا أراد ذلك.



## Performance tasks of information and communication technology

STUDENTNAME

Task implementation date:

Task implementation time: A period (2 lessons)

### Performance task (1)

**A diagram of operations that computer can do for processing data inside it "**

#### Task Description

Dear Student....A computer stores, processes and outputs data as information.

**Draw data input and processing steps to the computer until data appears as information on the screen. (In case coloring pens are available, you can use to clarify each process.)**

**You can use the following words to help (Operating system – CPU– Data Entry – Display screen)**



## Performance tasks of information and communication technology

STUDENTNAME

Task implementation date:

Task implementation time: A period (2 lessons)

### Task performance (2)

#### "Questionnaire Result Graph"

#### Task Description

Dear Student.... You conducted a questionnaire to your colleagues on the best digital communication applications they prefer, you found out that:

Ten of your colleagues prefer Email. Seven of your colleagues prefer WhatsApp

.Three of your colleagues prefer SMS. **Use the following chart to express the achieved results. (In case coloring pens are available, you can use to clarify the questionnaire results)**





## Performance tasks of information and communication technology

STUDENTNAME

Task implementation date:

Task implementation time: A period (2 lessons)

### Performance Task (3)

Preparing and writing an email to your colleague””””

### Task Description

Dear Student....Your teacher asked you to prepare a research about a certain topic, then to send it to your colleague (Ibrahim) via email...

Write an email to your colleague clarifying the points below:

- To
- Subject
- Email body You can use the following figure to help:

The image shows a screenshot of an email composition window. At the top left, there is a 'To' field with a blue underline. At the top right, there is a 'CC / BCC' field with a close button (X). Below these is a 'Subject' field with a grey underline. The main body of the email is a large, empty text area. At the bottom, there is a blue 'Send' button on the left, followed by a row of icons for attachments, GIFs, emojis, links, bold (B), italic (I), text color, font size (AA), and a trash icon on the far right.



## Performance tasks of information and communication technology

STUDENTNAME

Task implementation date:

Task implementation time: A period (2 lessons)

### Performance Task (4)

**“Design a logo for your school’s bullying awareness team”**

#### Task Description

**Dear Student...Your teacher asked you to form a team to raise the students awareness of the dangers of bullying in your school, and to Design a logo for this team. ( In case coloring pens are available, you can use to draw the logo)**



## Performance tasks of information and communication technology

STUDENTNAME

Task implementation date:

Task implementation time: A period (2 lessons)

### Performance Task (5)

"poster Design "

### Task Description

Dear Student....The country establishes a lot of projects, one of which is Water consumption rationalization.

Draw a poster presenting some phrases or paintings to urge your colleagues on Water consumption rationalization.

## Performance tasks of information and communication Technology

STUDENTNAME

Task implementation date:

Task implementation time: A period (2 lessons)

### Performance task (1)

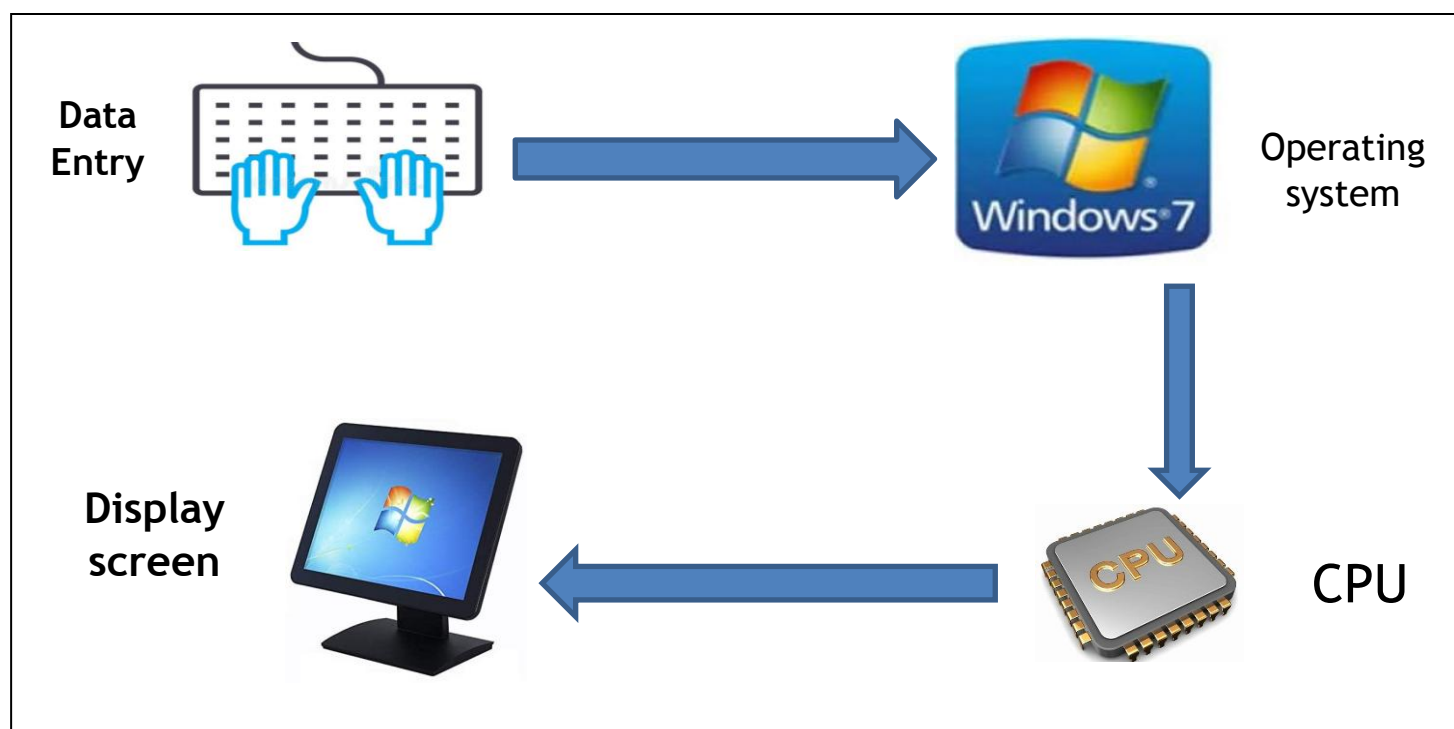
A diagram of operations that computer can do for processing data inside it" "

### Task Description

Dear Student....A computer stores, processes and outputs data as information.

Draw data input and processing steps to the computer until data appears as information on the screen. (In case coloring pens are available, you can use to clarify each process.)

You can use the following words to help (Operating system - CPU- Data Entry - Display screen)



## Performance tasks of information and communication technology

STUDENTNAME

Task implementation date:

Task implementation time: A period (2 lessons)

### Task performance (2)

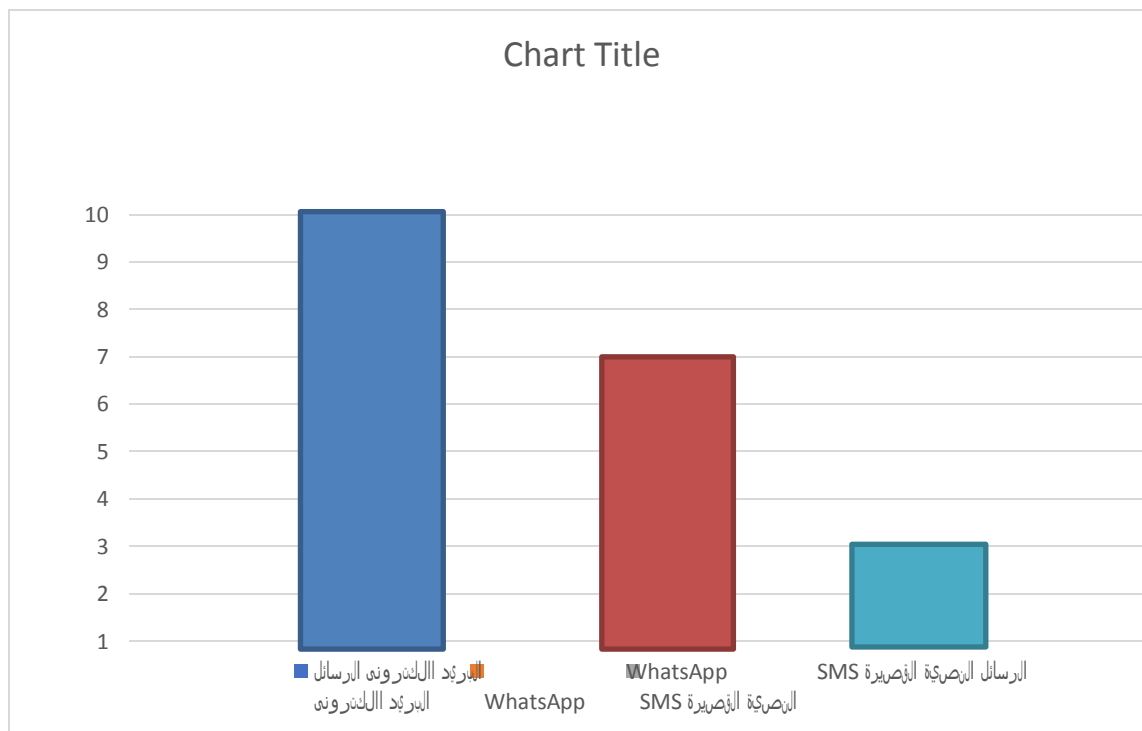
### "Questionnaire Result Graph"

#### Task Description

Dear Student.... You conducted a questionnaire to your colleagues on the best digital communication applications they prefer, you found out that:

Ten of your colleagues prefer Email. Seven of your colleagues prefer WhatsApp

.Three of your colleagues prefer SMS. Use the following chart to express the achieved results. (In case coloring pens are available, you can use to clarify the questionnaire results)







## Performance tasks of information and communication technology

STUDENTNAME

Task implementation date:

Task implementation time: A period (2 lessons)

### Performance Task (3)

Preparing and writing an email to your colleague””””

### Task Description

Dear Student...Your teacher asked you to prepare a research about a certain topic, then to send it to your colleague (Ibrahim) via email...

Write an email to your colleague clarifying the points below:

- To
- Subject
- Email body You can use the following figure to help:

To Ibrahim CC / BCC

Subject Protection from risks associated with the Internet

To prevent the risk associated with the internet we have to:  
It is necessary to communicate and deal with people in a real way and natural pictures.  
Knowing the real identity of the people we are dealing with, and block the unwanted persons.  
Knowing the sender of any emails and prevent and delete the spam mails which may cause harm to our computers or contain annoying advertisements.

Send **B** *I* AA ...

## Performance tasks of information and communication technology

STUDENTNAME

Task implementation date:

Task implementation time: A period (2 lessons)

### Performance Task (4)

“Design a logo for your school’s bullying awareness team”

### Task Description

Dear Student...Your teacher asked you to form a team to raise the student’s awareness of the dangers of bullying in your school, and to Design a logo for this team. ) In case coloring pens are available, you can use to draw the logo)

A logo with the word "SAY" in small black letters to the left of a large black "NO". The "O" in "NO" is replaced by a red octagonal stop sign with a white hand in the center. Below "NO" is the word "BULLYING" in grey.The word "SAY" is at the top in black. Below it is a large red "NO" with a black outline. Underneath "NO" is the word "To" in black, and at the bottom is the word "BULLYING" in large black letters.

## Performance tasks of information and communication technology

STUDENTNAME

Task implementation date:

Task implementation time: A period (2 lessons)

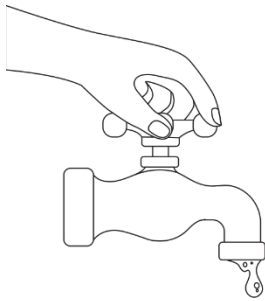
### Performance Task (5)

"Poster Design"

### Task Description

Dear Student....The country establishes a lot of projects, one of which is Water consumption rationalization.

Draw a poster presenting some phrases or paintings to urge your colleagues on Water consumption rationalization.



**Save a drop of water**



**Close the water tap well**



**Repair damaged taps to conserve water**



**The water is the secret of the life**



# ICT GRADE 4

PROJECT TERM 1  
DIGITAL SAFETY (PAGE 80)

حل المهام الأداة  
ومشروع الفصل الدراسي الأول



## Performance tasks of information and communication technology

STUDENTNAME

Task implementation date:

Task implementation time: A period (2 lessons)

### Performance task (1)

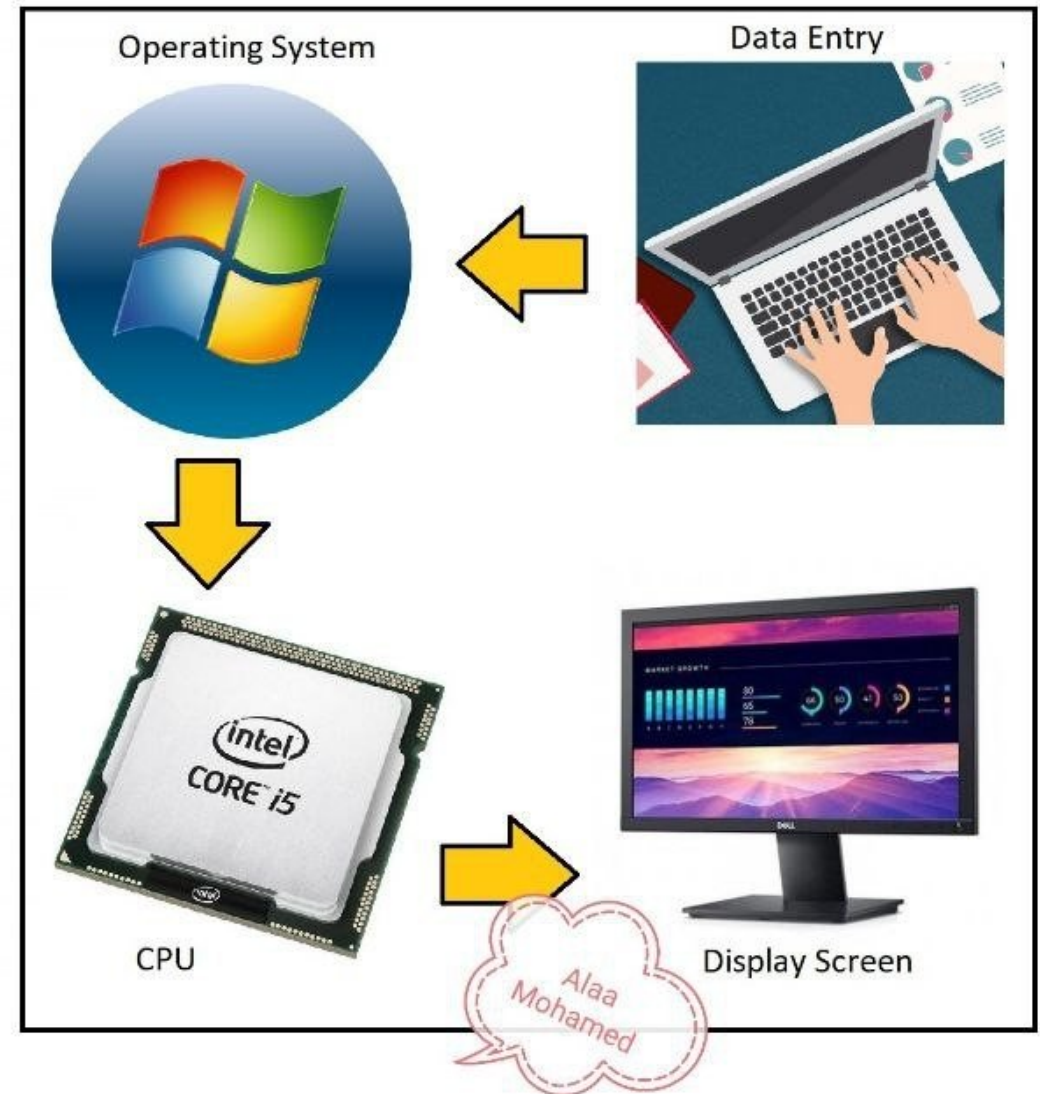
A diagram of operations that computer can do for processing data inside it "

### Task Description

Dear Student....A computer stores, processes and outputs data as information.

Draw data input and processing steps to the computer until data appears as information on the screen. (In case coloring pens are available, you can use to clarify each process.)

You can use the following words to help (Operating system – CPU- Data Entry – Display screen)





## Performance tasks of information and communication technology

STUDENTNAME

Task implementation date:

Task implementation time: A period (2 lessons)

### Performance Task (3)

Preparing and writing an email to your colleague ""

### Task Description

Dear Student....Your teacher asked you to prepare a research about a certain topic, then to send it to your colleague (Ibrahim) via email...

Write an email to your colleague clarifying the points below:

- To
- Subject
- Email body You can use the following figure to help:





## Performance tasks of information and communication technology

STUDENTNAME

Task implementation date:

Task implementation time: A period (2 lessons)

### Performance Task (5)

"poster Design "

### Task Description

Dear Student....The country establishes a lot of projects, one of which is Water consumption rationalization.

Draw a poster presenting some phrases or paintings to urge your colleagues on Water consumption rationalization.





## Performance tasks of information and communication technology

STUDENTNAME

Task implementation date:

Task implementation time: A period (2 lessons)

### Task performance (2)

### "Questionnaire Result Graph"

### Task Description

Dear Student.... You conducted a questionnaire to your colleagues on the best digital communication applications they prefer, you found out that:

Ten of your colleagues prefer Email. Seven of your colleagues prefer WhatsApp

.Three of your colleagues prefer SMS. **Use the following chart to express the achieved results. (In case coloring pens are available, you can use to clarify the questionnaire results)**







## Performance tasks of information and communication technology

STUDENTNAME

Task implementation date:

Task implementation time: A period (2 lessons)

### Performance Task (4)

“Design a logo for your school’s bullying awareness team”

### Task Description

Dear Student...Your teacher asked you to form a team to raise the students awareness of the dangers of bullying in your school, and to Design a logo for this team. ( In case coloring pens are available, you can use to draw the logo)

